



JOBST SIZING CHAIR







Men's Dress 8-15mmHg*, Knee High Support Socks
Men's Casual 8-15mmHg*, Mid-Calf Support Socks
JOBST forMen 8-15mmHg*, Knee High Support Socks

MEN	S	M	L	XL
USA	6-8	8½-10	10½-12	12½-14

UltraSheer™ 15-20mmHg*, 20-30mmHg*, 30-40mmHg*
Opaque 15-20mmHg*, 20-30mmHg*, 30-40mmHg*
Relief 20-30mmHg*, 30-40mmHg*

forMen Casual 15-20mmHg*, 20-30mmHg*, 30-40mmHg*
forMen 15-20mmHg*, 20-30mmHg*, 30-40mmHg*
soSoft 15-20mmHg*, 20-30mmHg*, 30-40mmHg*

ActiveWear 15-20mmHg*,
 20-30mmHg*,
 30-40mmHg*

SIZE	ANKLE 	CALF 	THIGH 	HIP 	HIP (Maternity)
S	7"-8¼" (18-21 cm)	11"-15" (28-38 cm)	15¾"-24¾" (40-62 cm)	28"-46" (71-117 cm)	32"-52" (81-132 cm)
M	8¾"-9¾" (21-25 cm)	11¾"-16½" (30-42 cm)	18½"-27½" (46-70 cm)	30"-50" (76-127 cm)	34"-56" (86-142 cm)
L	10"-11¾" (25-29 cm)	12½"-18½" (32-46 cm)	21¼"-30¾" (54-78 cm)	32"-54" (81-137 cm)	36"-60" (91-152 cm)
XL	11½"-13" (29-33 cm)	13¾"-19½" (34-50 cm)	23½"-32" (60-81 cm)	40"-65" (102-166 cm)	44"-71" (112-180 cm)
MT	8¾"-9¾" (21-25 cm) for shoe size > 12	11¾"-16½" (30-42 cm) for leg length > 19¾" (50 cm)	—	—	—
LT	10"-11¾" (25-29 cm) for shoe size > 12	12½"-18½" (32-46 cm) for leg length > 19¾" (50 cm)	—	—	—
LFC	10"-11¾" (25-30 cm)	18"-24" (46-61 cm)	—	—	—
XLFC	12"-14" (30-36 cm)	18"-24" (46-61 cm)	—	—	—
	Regular: Greater than 15" (38 cm) Petite: 15" (38 cm) or less			Regular: Greater than 27" (68.5 cm) Petite: 27" (68.5 cm) or less	

For Knee High, Measure Ankle and Calf. For Thigh High, Measure Ankle, Calf and Thigh. For Waist High, Maternity and Chap, Measure Ankle, Thigh and Hip.

Women's UltraSheer Pantyhose and Maternity Pantyhose 8-15mmHg*, Therapeutic Support

lbs.	90	95	100	105	110	115	120	125	130	135	140	145	150	155	160	165	170	175	180	185	190	195	200	205	210	215	220	225	230	235	lbs.	
4'10"																																147
4'11"																																150
5'0"																																152
5'1"																																155
5'2"																																157
5'3"																																160
5'4"																																163
5'5"																																165
5'6"																																168
5'7"																																170
5'8"																																173
5'9"																																175
5'10"																																178
5'11"																																180
kg	41	43	45	48	50	52	54	57	59	61	64	66	68	70	73	75	77	79	82	84	86	88	91	93	95	98	100	102	104	107	kg	

Women's UltraSheer Thigh High 8-15mmHg*, Therapeutic Support

lbs.	90	95	100	105	110	115	120	125	130	135	140	145	150	155	160	165	170	175	180	185	190	195	200	205	210	215	220	225	230	235	lbs.
4'10"																															147
4'11"																															150
5'0"																															152
5'1"																															155
5'2"																															157
5'3"																															160
5'4"																															163
5'5"																															165
5'6"																															168
5'7"																															170
5'8"																															173
5'9"																															175
5'10"																															178
5'11"																															180
kg	41	43	45	48	50	52	54	57	59	61	64	66	68	70	73	75	77	79	82	84	86	88	91	93	95	98	100	102	104	107	kg